

MODEL: A-RMB5 (B) Black A-RMB5 (W) White

Manual for Wall Mount Bracket for Remote Camera

Note: This unit is designed for installation of Remote Camera Max Weight 7kg (15.5 lbs) Only.

Prior to installation, both camera's manual and this manual must be read and understood completely.

Also prior to installation, check damage, defects, lack of accessories of this unit.

Installation shall be done by the qualified installer only.

Prior to installation, if questions arises regarding the installation, please consult and confirm with us.

STEP 1 Wall Mount (Mounting Screws/Bolts are not provided by us.)


Make sure that the mounting surface is capable of supporting the weight over 30kg(66 lbs).

φ 12mm x 4 Holes

Use 4 pcs of M6-10 bolts(or 1/4"-3/8")

φ 5.5mm x 4 Holes

For 1 1/2" NPT Pipe Mount A-RMB7PM (Optional Item)




φ 4.5mm x 10 Holes

These 10 holes are for 46 x 83.5mm Pattern Gangbox.

Use at least 8 pcs of M4(or 6-32) screws. **Do not use Gangbox as sole support.** Always use with other stronger screws by using φ 12mm or φ 5.5mm holes.

STEP 2 1 1/2"NPT Pipe Mount

Use of 1 1/2"NPT Pipe Mount Adapter Model A-RMB7PM(*Optional Item)



Install Safety Wire Clip first and then install Safety Wire.



Install Brackets by M5 Phillips Head Bolts.

Accessories Provided



M4x12mm Phillips Head Screw, Hex Nut, Spring x 4pcs each, Washer x 8 pcs

1/4-20x 3/8, 1/4-20x5/8 Bolts, 1/4 Washer x 2 pcs each


M3x12mm Sems, Hex Nut, Washer x 1pc each for Camera-to-Mount Safety Wire

1m(39") Length Safety Wire A-SW1000L x 1 pc

STEP 3 Safety Wire

Install Our Safety Wire by M6-10 Bolt(1/4"-3/8")

Note: Use Camera's Safety Wire and Camera-to-Mount Safety Wire! (Bolt is not provided)



Hole for Safety Wire

Small Hole for Camera-to-Mount Safety Wire




STEP 4 Install Camera

Note : Use Camera's Safety Wire provided.

Example 1) Using Ceiling Bracket

RIGHT



WRONG

Camera cannot be installed.



Photo & Example of Camera

Canon

CR-N400 (BK)

Example 2) Using 1/4-20x3/8" Bolts 2 pcs



ASC Corporation

3-16-9, Toranomom, Minato-ku, Tokyo, Japan

TEL +81-3-5473-7627, FAX +81-3-5473-7628

URL: <http://www.kk-asc.com>

ASC-USA, INC.

5975 Shiloh Road, Suite 103

Alpharetta, GA 30005, USA